

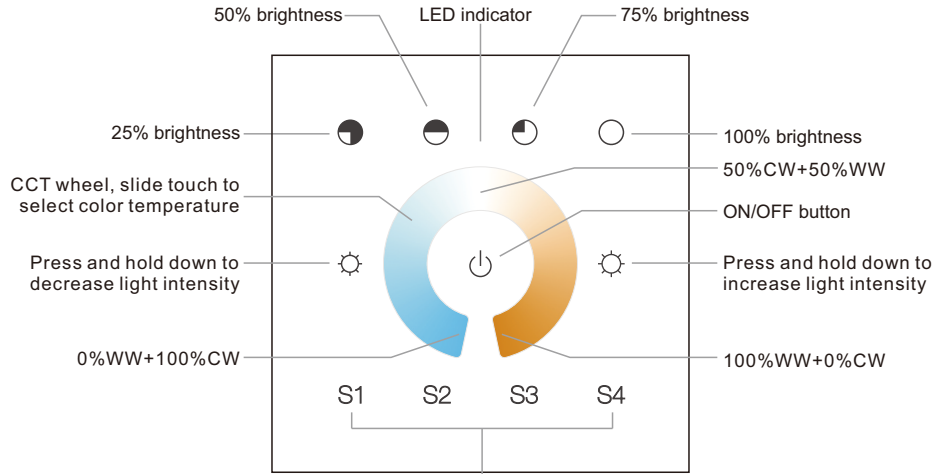
Dt6 DALI Dual Color Touch Controller

09.230TC.04151



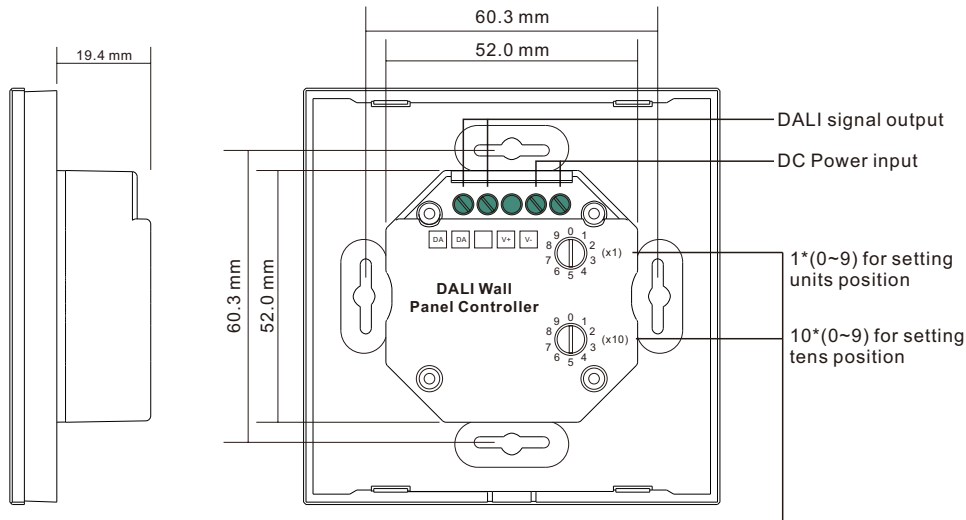
Important: Read All Instructions Prior to Installation

Function introduction



Scene button, press and hold down to save a scene, click to recall, the saved scene will cover the predefined one

Front side



Rotary switches for setting start DALI address number (0-63), the number equals to tens position plus units position

Back side

Product Data

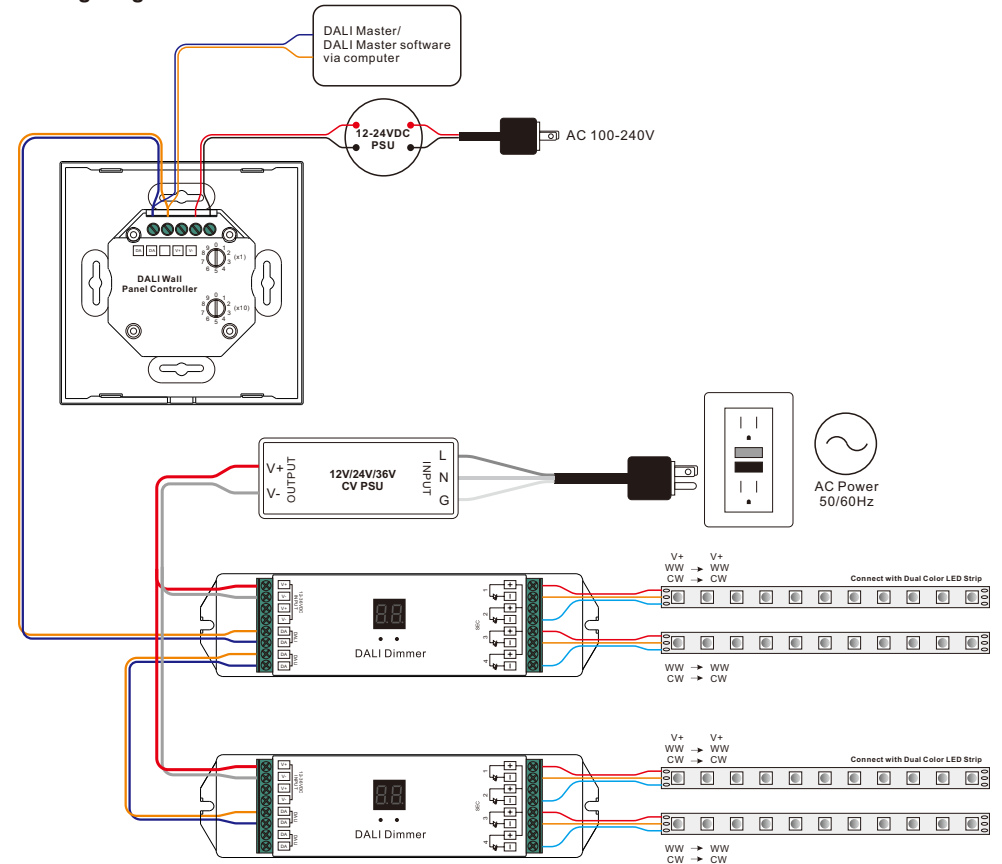
Output	DALI signal
Power Supply	12-24VDC
Operation Current	< 20mA
DALI Consumption	4mA
Operating temperature	0-40°C
Relative humidity	8% to 80%
Dimensions	86x86x29.1mm
Waterproof grade	Ip20

- Touch sensitive.
- Glass interface(white & black).
- Comply to DALI standard protocol IEC 62386-102, IEC 62386-207 and in compliance with DALI products from other international incorporation.
- 1 light zone is available for switch, dimming and CCT control, each zone can control 2 DALI addresses.
- Enable to set start DALI address number (0-63) by rotary switches on the back.
- Enable to save 4 scenes

Safety & Warnings

- DO NOT install with power applied to device.
- DO NOT expose the device to moisture.

Wiring diagram



Operation

Set starting DALI address number to be controlled with rotary switches on the back:

Set the starting number as X (0-63), the panel will control DALI addresses X, X+1.

Note: Please set the DALI dimmers' address the same as the starting address set on the control panel. if X is set as 63, the panel will control DALI address 63, 00.

Installation

